



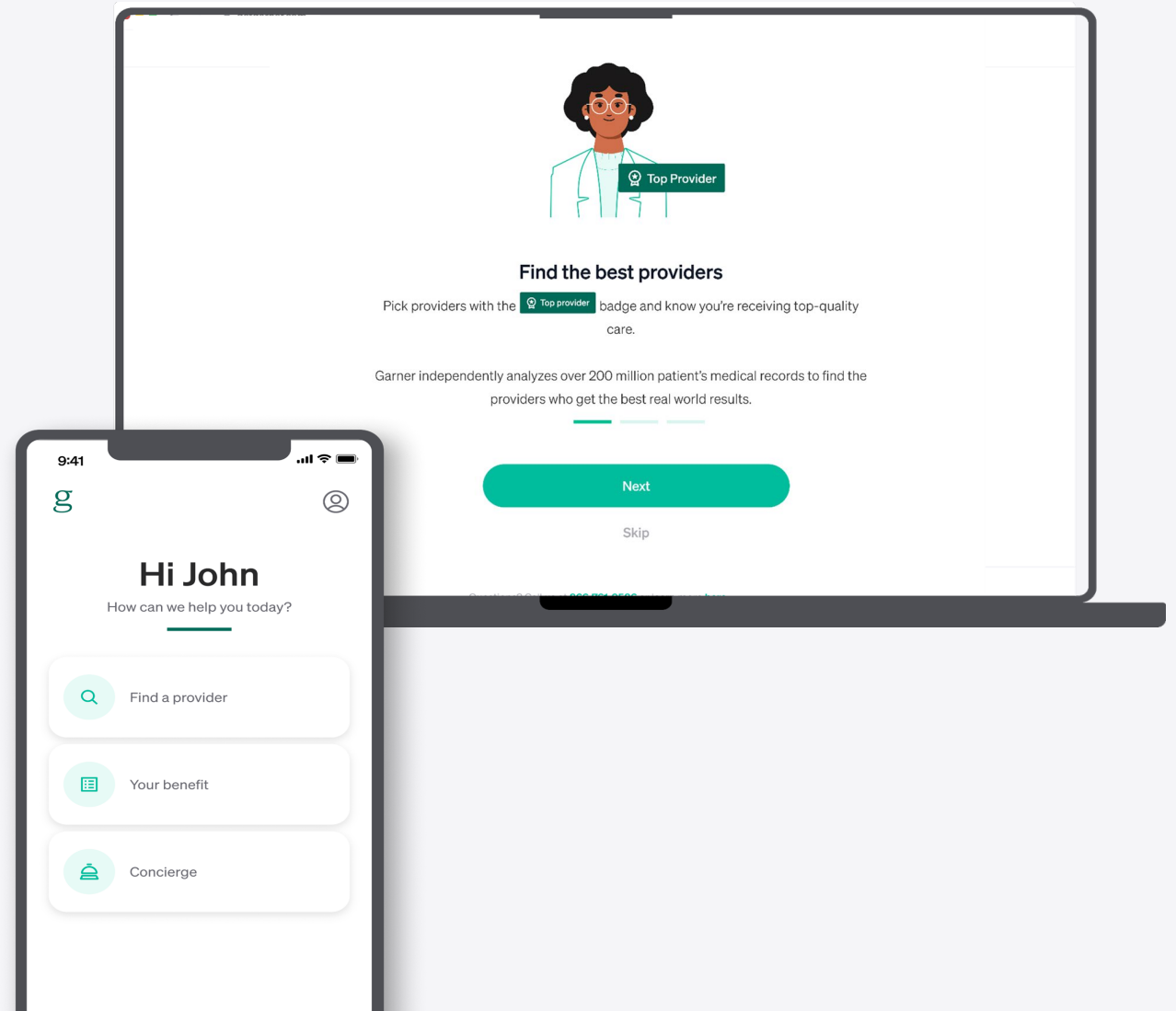
garner™

Open Enrollment

Fall 2023

# What is Garner?

Garner is a free healthcare benefit that helps you find the best medical providers, then reimburses you for qualifying out-of-pocket medical costs.



# Benefits of Garner



Have confidence you're getting the best care

Find the top 20% of doctors and get the best care available



Be healthier

By seeing better doctors who get better outcomes with fewer complications, Garner members are healthier overall



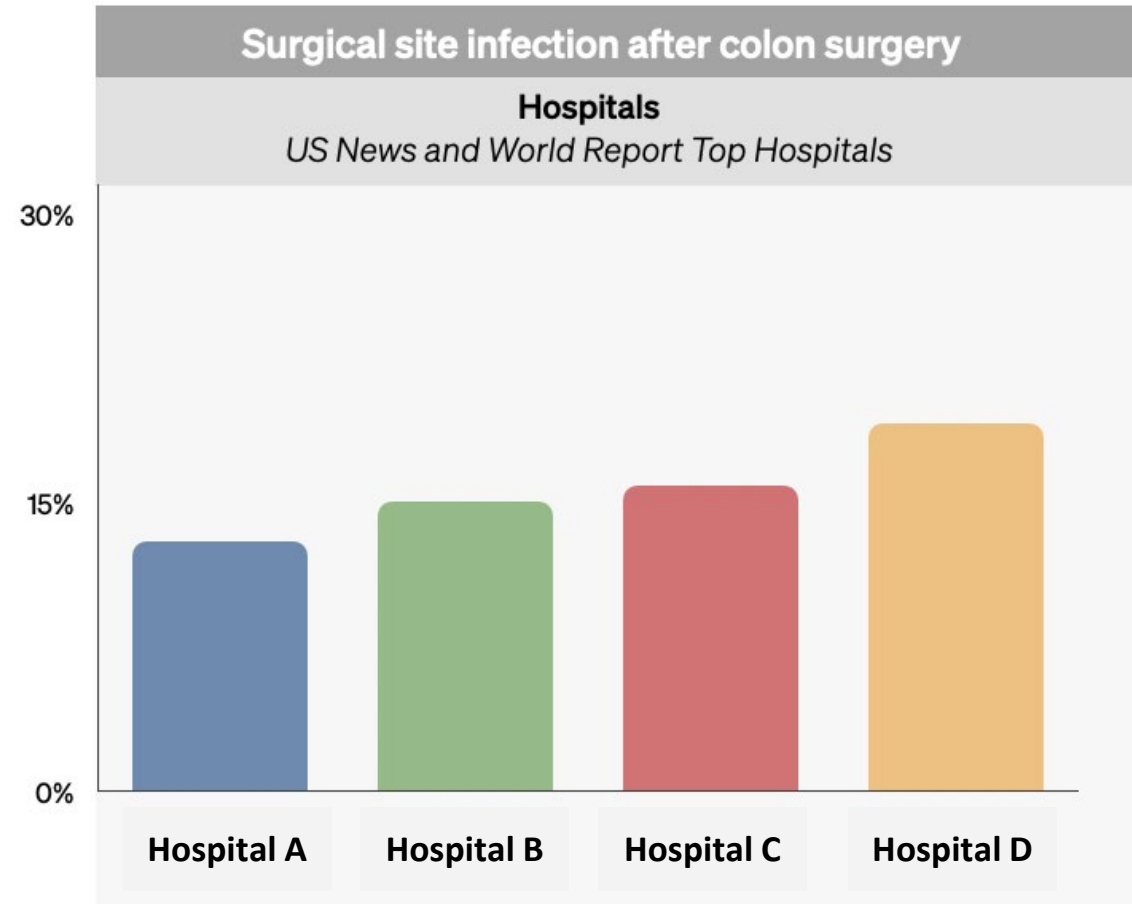
Save money

When you use Garner you'll get reimbursed for your out-of-pocket medical costs

# Garner provides unique insights into doctor performance

Individual doctor performance is the most important factor in determining quality of care.

However, other quality rankings are at the facility or hospital group level, which provides no visibility into how well your doctors practice medicine.

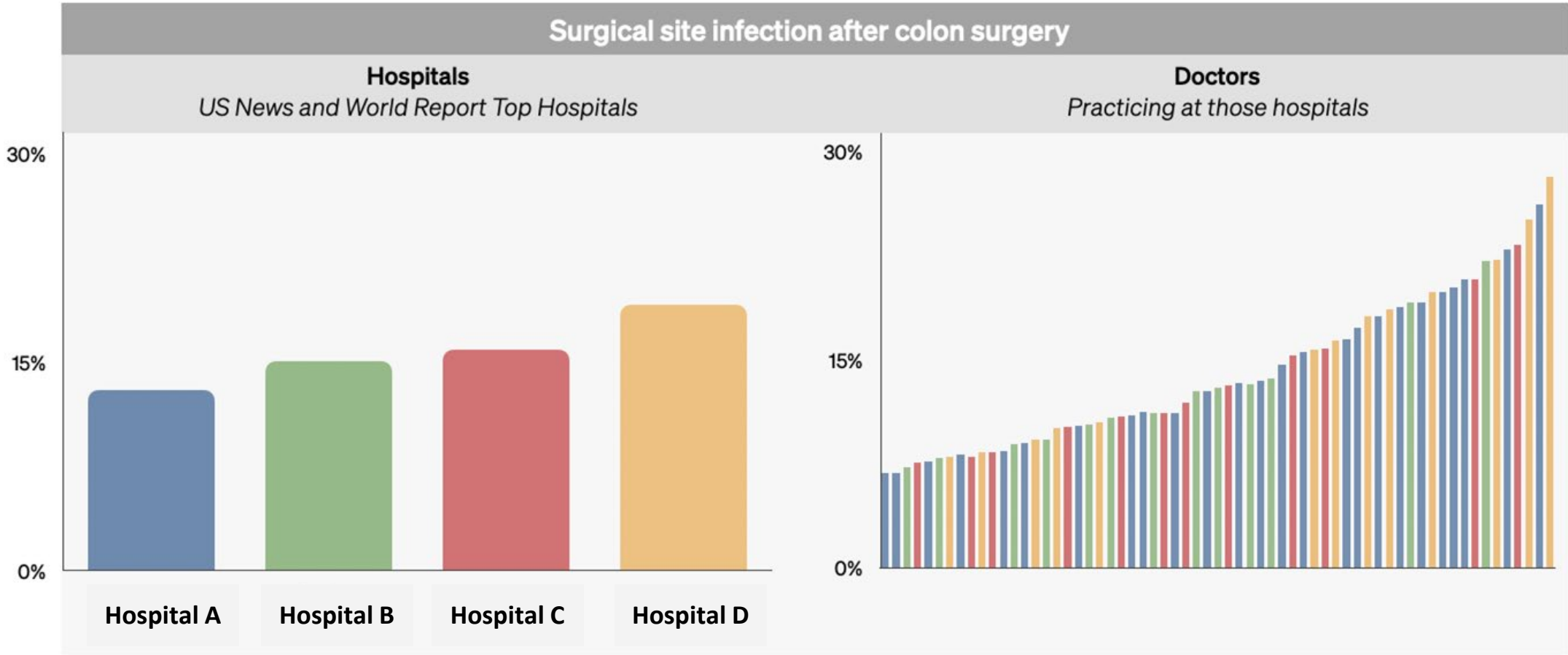


Source: CMS hospital compare, Kaiser Family Foundation and Garner data



# We use data science to analyze *individual* doctors

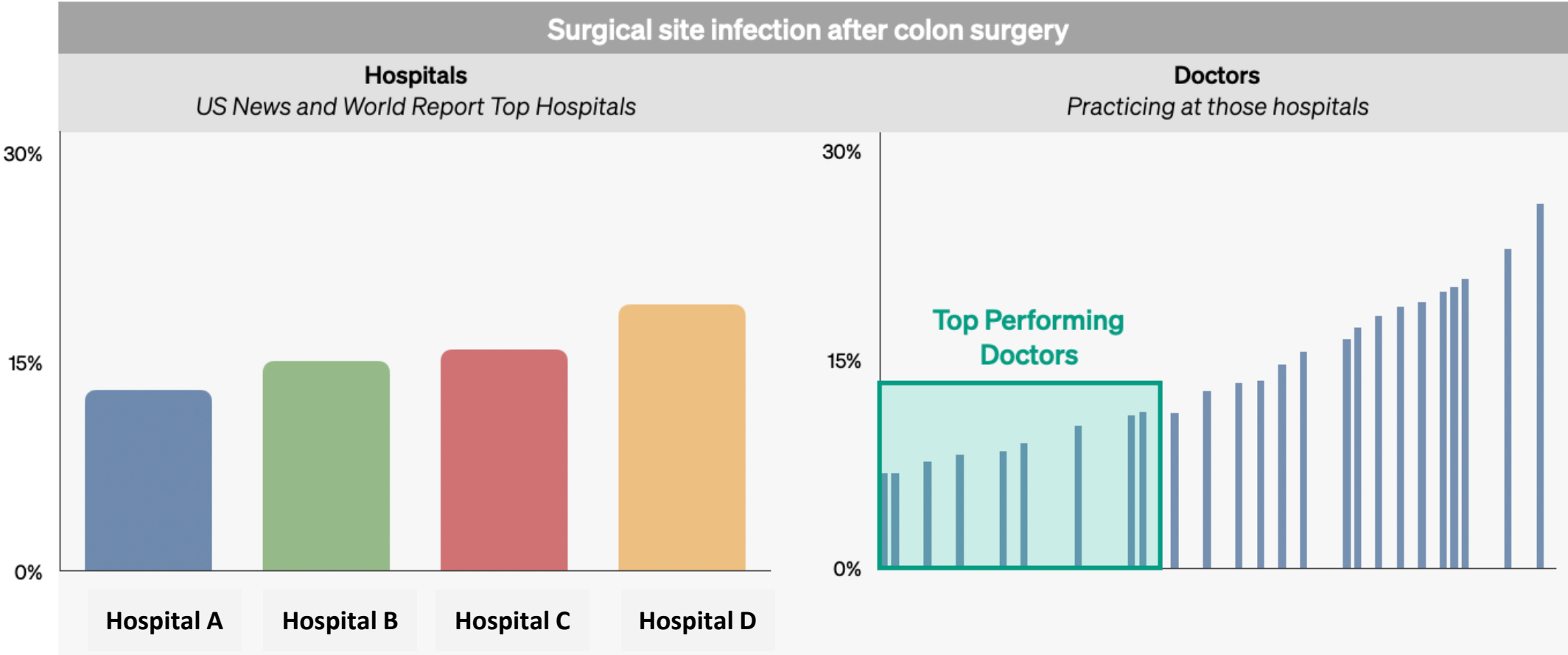
Within each hospital system, we found that the quality of doctors varies



Source: CMS hospital compare, Kaiser Family Foundation and Garner data

# Doctor quality varies within the best institutions

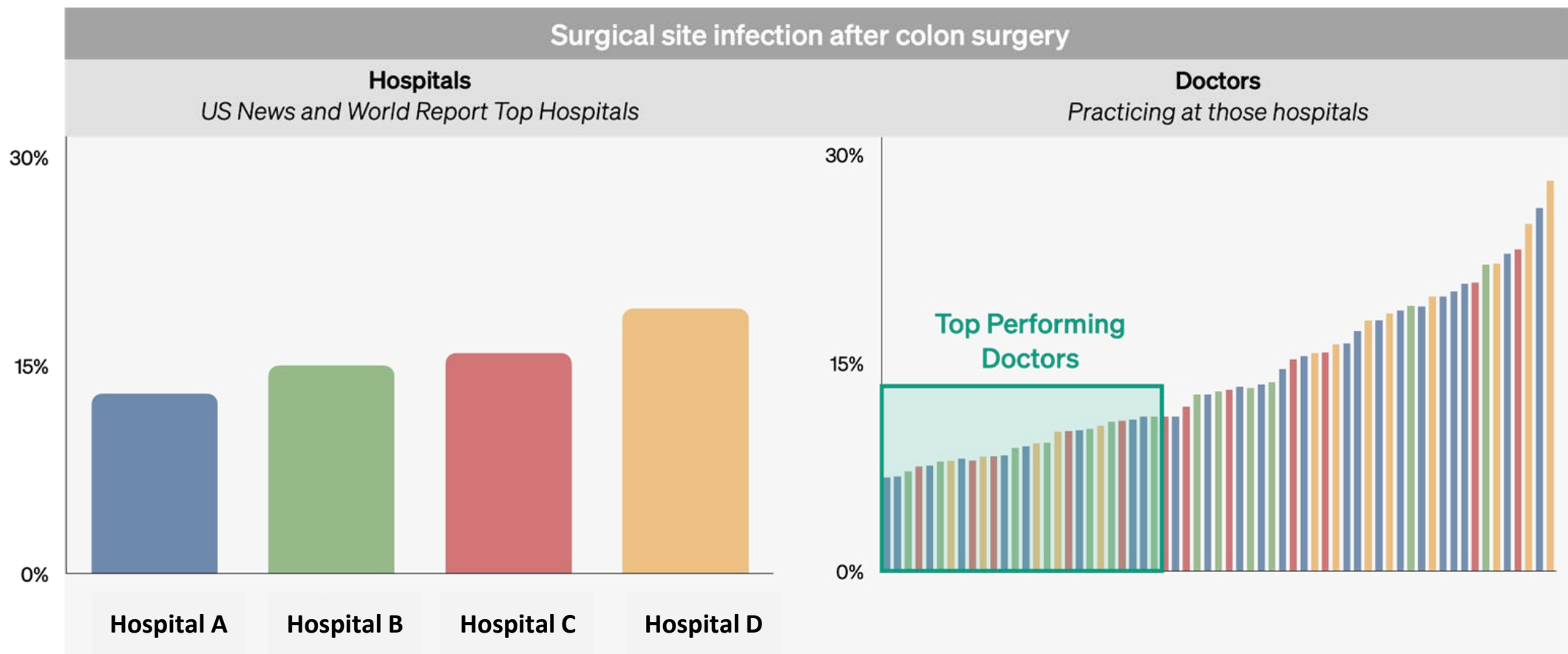
Even the best hospital systems have doctors that are excellent, and some that are not so great



Source: CMS hospital compare, Kaiser Family Foundation and Garner data

# We identify the top 20% of doctors across all systems

Garner shows you the top-performing doctors nearby and in your network



Source: CMS hospital compare, Kaiser Family Foundation and Garner data

# About Top Providers



# Garner identifies the top 20% of doctors so you can trust you're getting the best care available



These are **Top Providers** who:

- Practice based on the latest medical research
- Successfully diagnose problems
- Produce the best patient outcomes
- Get the highest patient satisfaction ratings

80% of doctors are not Top Providers, so members may need to change providers to receive Garner's reimbursement

# How Garner identifies Top Providers

Garner analyzes the largest medical claims dataset in the U.S.  
to objectively evaluate doctor performance.



**60+ Billion**

Medical records

**310+ Million**

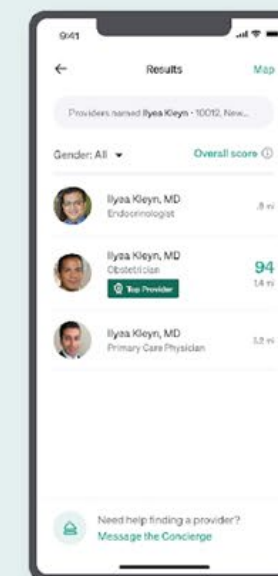
Unique patients represented

Supplemented by the new healthcare transparency data that contains over

**1,000 Terabytes**


of data across all major insurers

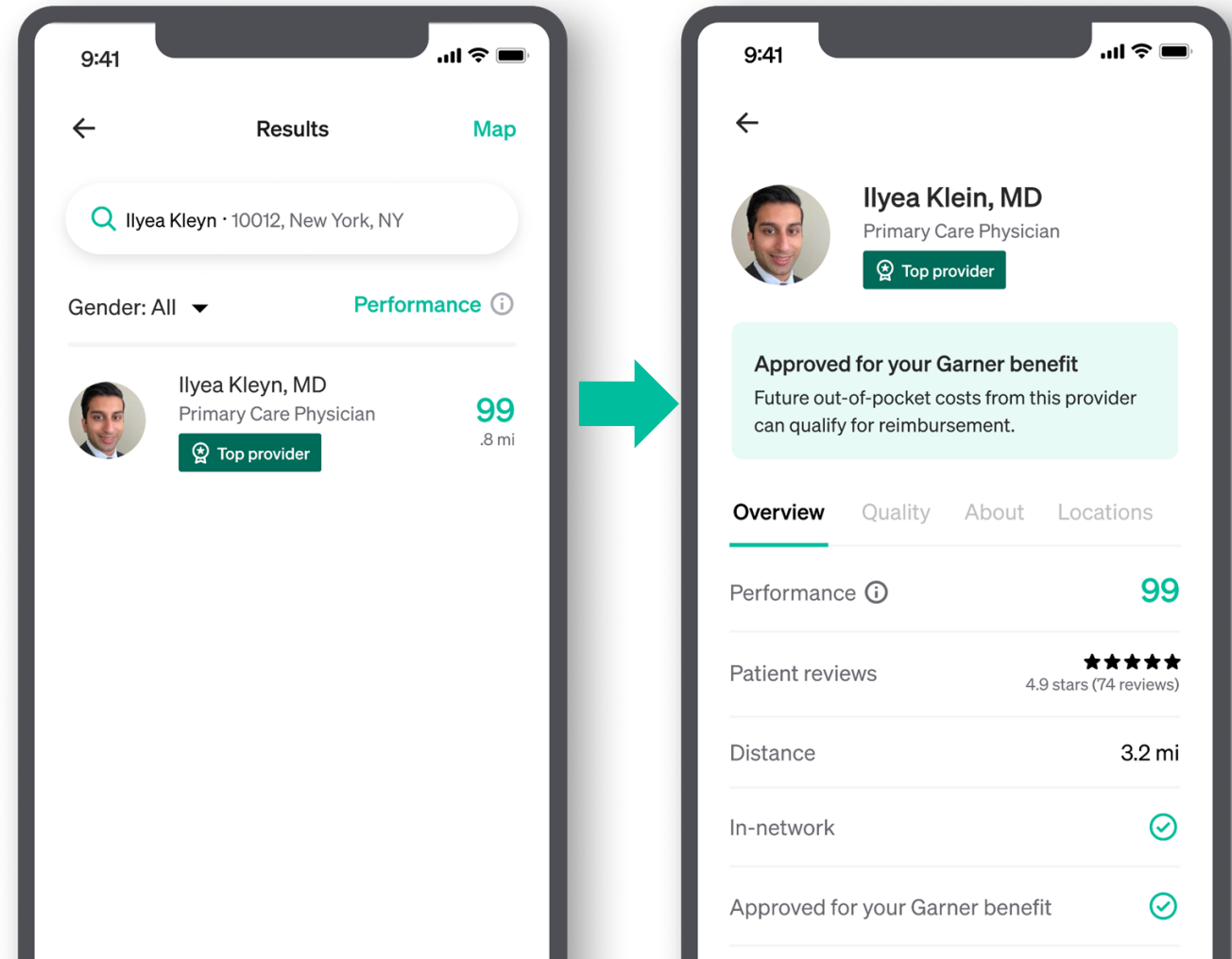
The Garner Health app gives you information on high-quality doctors in your network, with appointment availability.



# You can find Top Providers by using the Garner Health app

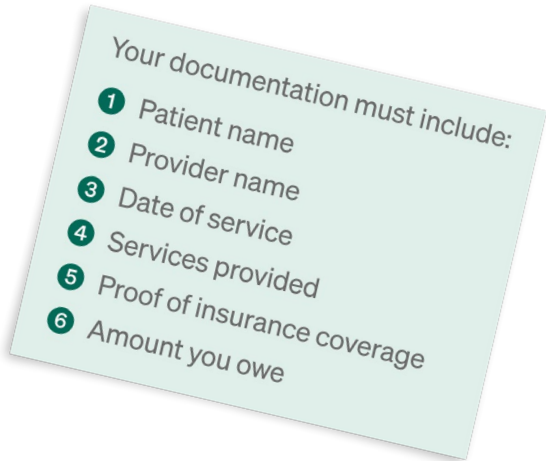
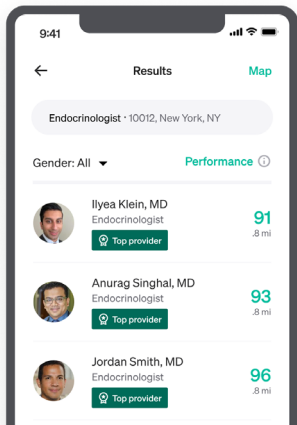
## Look for the Top Provider badge

- When you search for a doctor, the Top Providers will have a green badge next to their name  **Top provider**
- Top Provider profiles show doctor performance ratings, patient reviews, distance from you, and in-network status



# Garner basics

Garner reimburses your out-of-pocket costs when you see Top Providers



1

Find a  
Top Provider

2

See the  
Top Provider

3

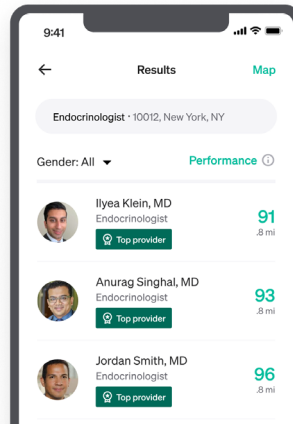
Submit complete  
information

4

Get  
reimbursed

# Garner basics

Garner reimburses your out-of-pocket costs when you see Top Providers



1

Find a  
Top Provider



2

See the  
Top Provider



3

Get  
reimbursed

# Your Garner Benefit



# Garner can put money back in your pocket

If you create an account, starting 3/1/24, Garner will reimburse your qualifying out-of-pocket medical costs



## 3000 Plan

\$3,000 for individuals      \$6,000 for families

### Garner reimburses qualifying costs for:



Office visits + Rx



Physical therapy

The facility or therapist must be in-network



Imaging and lab work

Includes X-rays and MRIs



Urgent care + ER



Hospital bills

Incurred during a surgery or other procedure with a Top Provider

# Garner can put money back in your pocket

If you create an account, starting 3/1/24, Garner will reimburse your qualifying out-of-pocket medical costs



## PPO Plan

\$1,000 for individuals      \$2,000 for families

### Garner reimburses qualifying costs for:



Office visits + Rx



Physical therapy

The facility or therapist must be in-network



Imaging and lab work

Includes X-rays and MRIs



Urgent care + ER



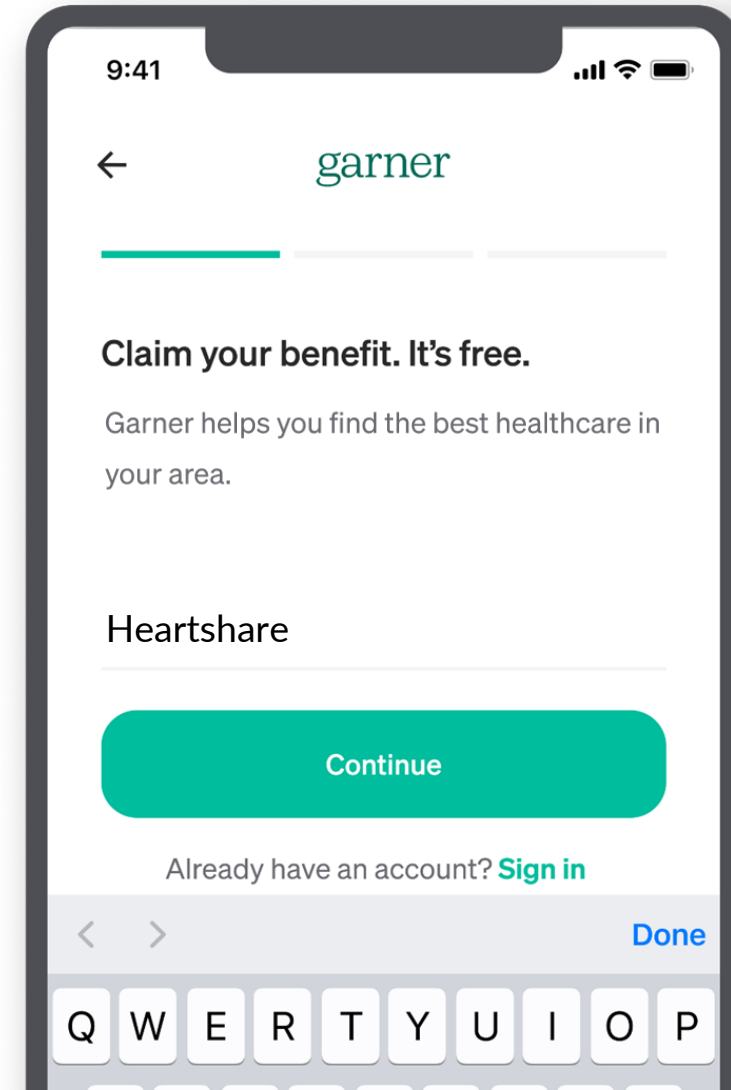
Hospital bills

Incurred during a surgery or other procedure with a Top Provider

# Create an account and start using your Garner benefit


Download the Garner Health app or go to: [garner.guide/oe](https://garner.guide/oe)

1. Choose **Heartshare**
2. Enter your full legal name
3. Verify your identity: enter your personal information correctly



# Garner's Concierge team is here to help

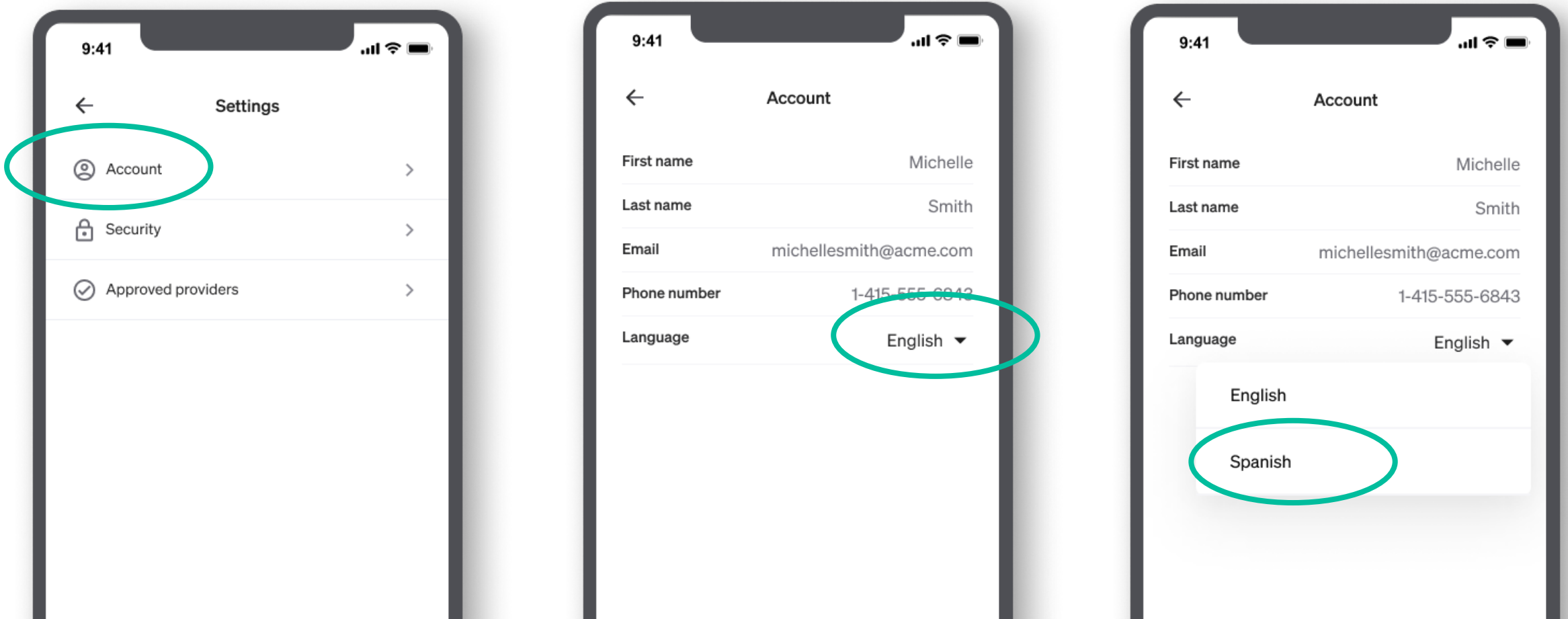
The Garner Concierge is a member service team dedicated to answering your questions and helping you find the best care for you and your family.



# Get To Know The Garner Health App

# How to change your language preference

Go to settings, click “Account,” then “Language”



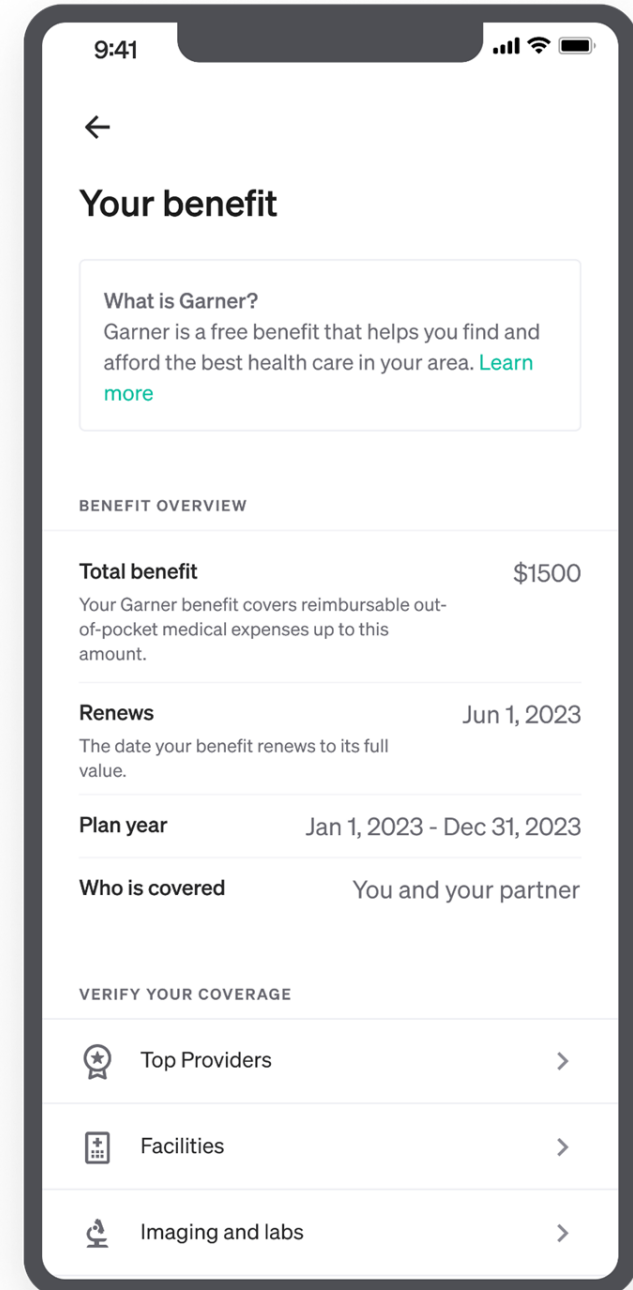


# Visit “Your benefit” for your plan details

Once you create an account, you can learn which out-of-pocket costs qualify for reimbursement.

After your benefit goes live, you can learn:

- Your benefit amount
- Your renewal dates and plan details



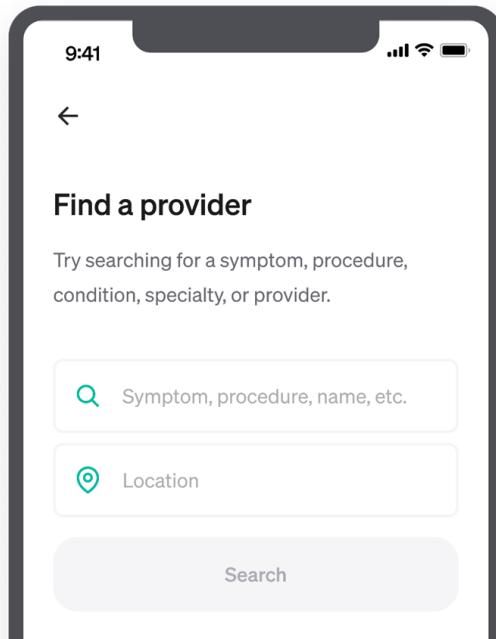
# Three key steps to starting your Garner benefit

To receive Garner's reimbursement, you must create an account, then:

1

## Find doctors

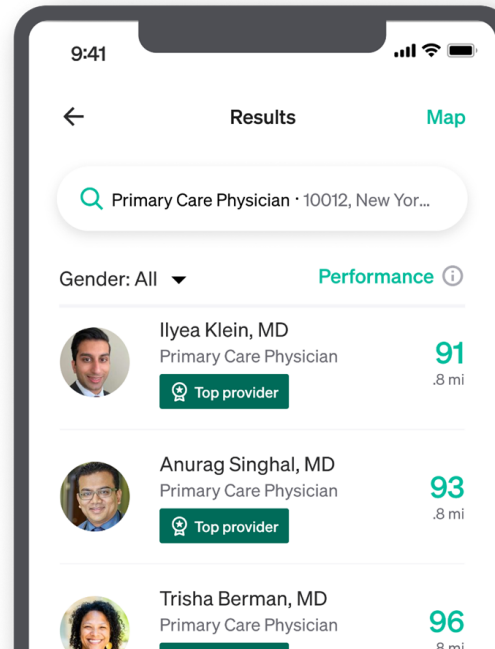
Search by name or symptom.  
Costs from doctors with a Top Provider badge qualify for reimbursement



2

## Create your list

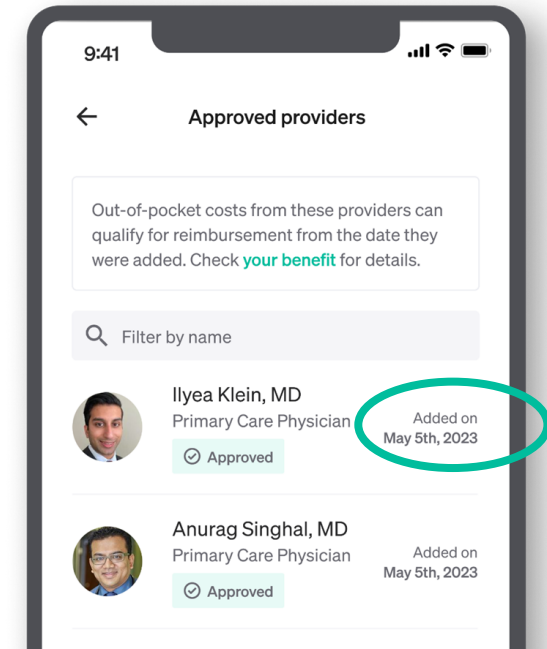
Top Providers are automatically added to your list as soon as they are visible on your screen



3

## Check your list

Make sure your doctor is added **before** you see them. Costs from approved providers qualify for reimbursement **after** they are added to your list

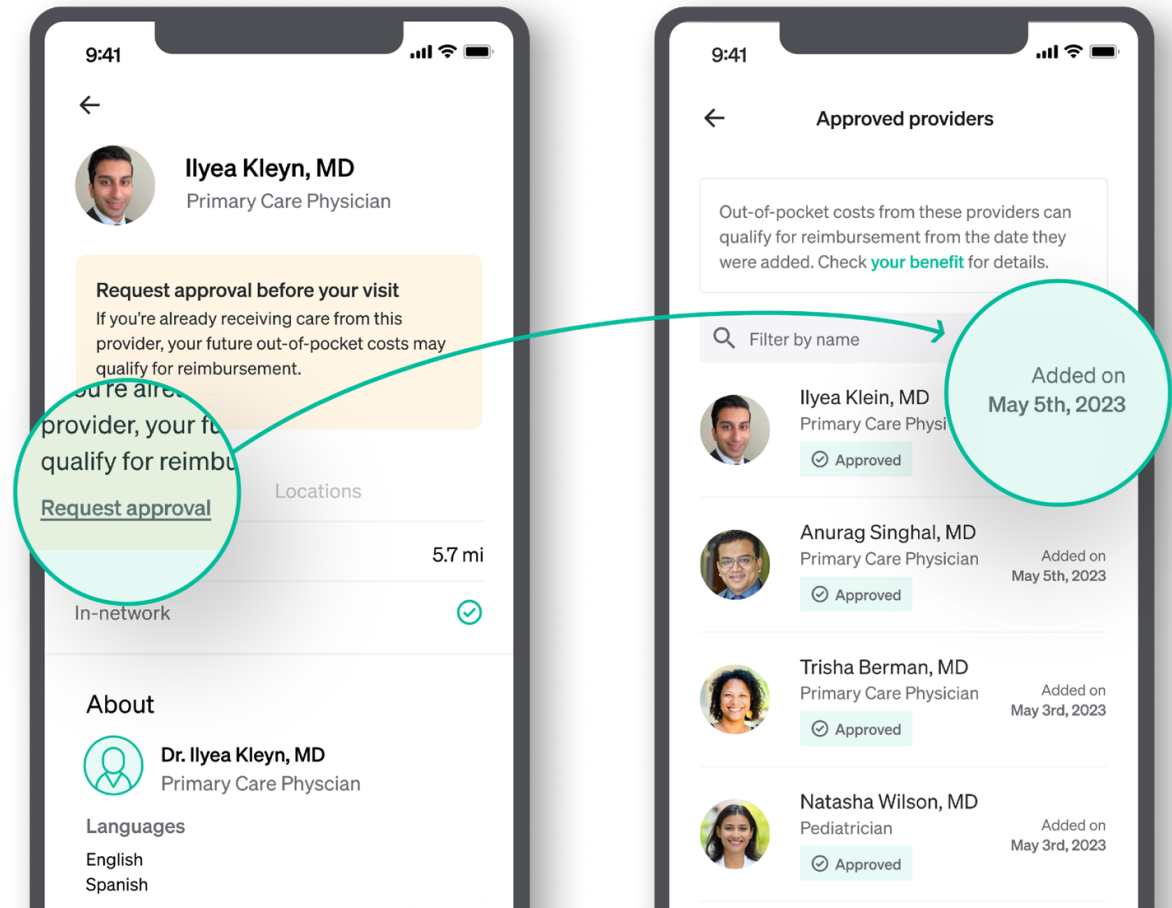


# Add your current primary care providers to your list of approved providers

Add primary care providers, gynecologists, pediatricians, gerontologists, or therapists\*

These doctors may be added to your list of approved providers even if they are not a Top Provider.

1. Search for your current doctor by name
2. Click “**Request approval**”
3. Confirm your providers have been added



\*Does not include psychiatrists

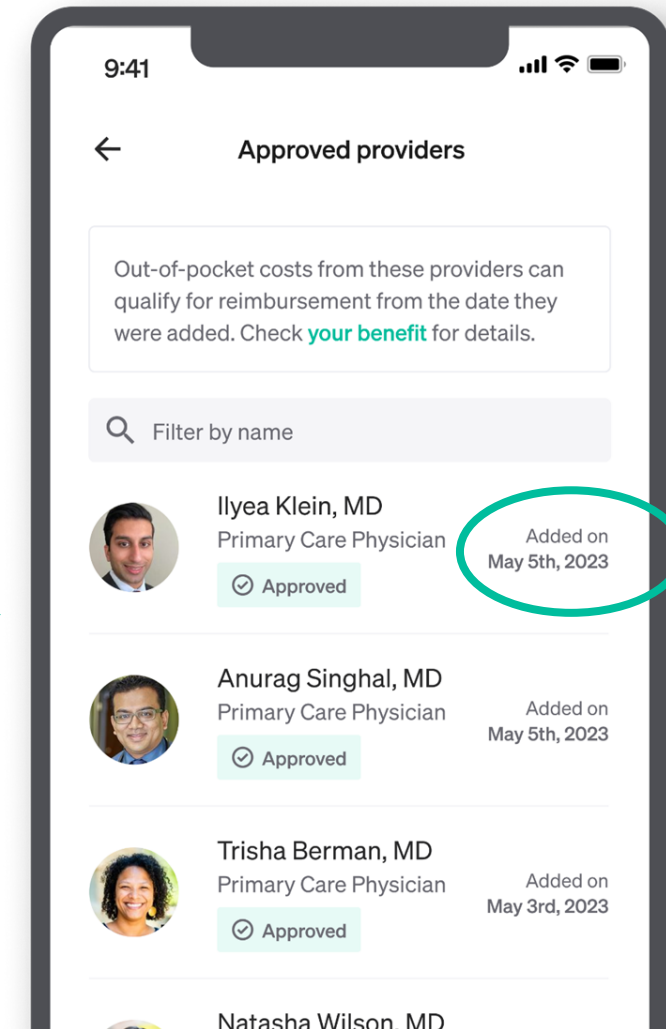
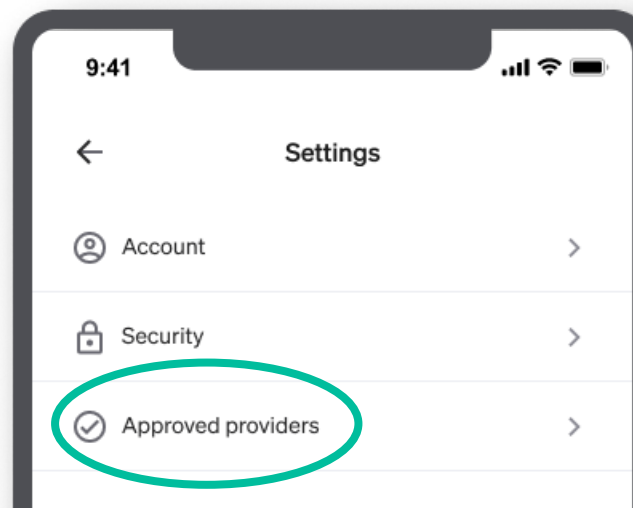
\*Doctors must be in network status

# The “Approved providers” page shows your list of approved providers and the dates they were added

- Costs from approved providers qualify for reimbursement **after** they're added to your list
- Providers must be added **before** you see them
  - Doctors with a Top Provider badge are **automatically** added to the list as soon as they are visible on your screen
  - Providers added by the Concierge will also appear on this list

NOTE: All new providers, including specialists, MUST be Top Providers in order to qualify for the Garner benefit

To find the “Approved providers” list, go to the “Settings” page in the app by clicking the gear icon in the upper right corner of the home screen and select “Approved providers” in the menu.



Check date here

# How Reimbursement Works

# Garner in action

- 1** Sarah created her Garner account during open enrollment.



- 2** She searched for her current doctor in the Garner Health app. Good news! Her doctor is a Top Provider. Out-of-pocket costs from this provider qualify for reimbursement.



- 3** Sarah visited her primary care physician (PCP). Costs for her copay and lab work qualify for reimbursement.

**Sarah will receive a reimbursement check for her out-of-pocket medical expenses in about 6-8 weeks\***



*\*Timing can vary*

- 6** She saw a Top Provider specializing in orthopedics. Her out-of-pocket costs qualify for reimbursement.



- 5** Sarah contacted the Concierge to ask for help finding a Top Provider who had availability to see her right away.



- 4** Sarah injured her ankle playing soccer.



## Your out-of-pocket medical costs qualify for reimbursement if:

- ✓ You have created a **Garner account** and added your provider to your list of approved providers prior to the date of service
- ✓ Your provider is in-network and the cost was covered by your health insurance plan
- ✓ The type of cost qualifies for reimbursement under your Garner plan. Check your “My Benefit” tile in the app or website to confirm what costs qualify for reimbursement.

## Questions?

Message the Concierge through  
the Garner Health app or website  
Mon. – Fri. from 8 am to 8 pm ET

Se habla español

Create your account today!

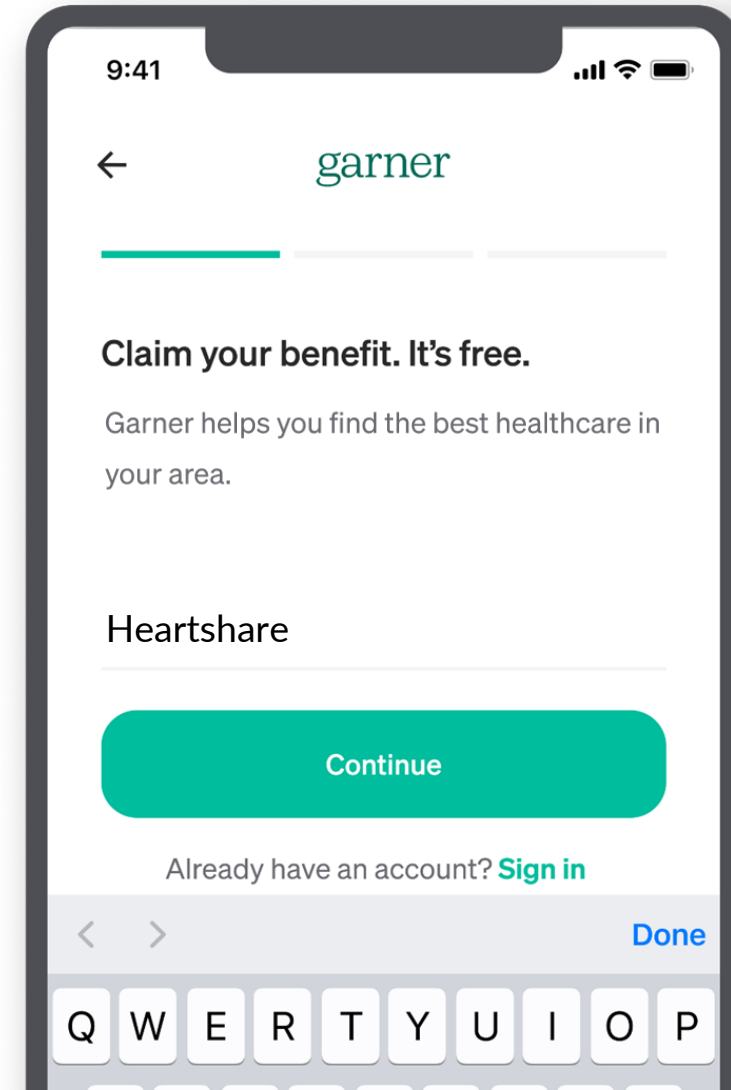


# Create an account and start using your Garner benefit

Download the Garner Health app or go to: [garner.guide/oe](https://garner.guide/oe)



1. Choose **Heartshare**
1. Enter your full legal name
1. Verify your identity: enter your personal information correctly



Thank You!